



CASA R15-H Smart

Horizontal air handling unit for large air flows



Swegon CASA R15-H Smart

Compact air handling unit (1100 x 790 x 1040 mm, Ø315 mm) with rotating heat exchanger perfectly suited shops, offices or conference rooms, etc. (1980 m³/h, 1000 m²). The market's most intelligent demand-controlled humidity function as standard. Developed, manufactured and tested for Nordic climate.

Free energy with rotary heat exchanger

The heat exchanger makes use of the energy in the indoor air in the winter to heat the incoming outdoor air and in the summer to reduce the supply air temperature. On a cold winter day the heat exchanger gives "free" heating energy up to 36°C by converting the -20° cold outdoor air to +16°C warm supply air. The heat exchanger is manufactured with aluminium fins and provides a high degree of efficiency. A certain amount of moisture, removed with the extract air, is recovered to the supply air. This is especially beneficial in the winter when the outdoor air is usually dry, which results in problems for people and the interior.

Defrosting

The defrosting function guarantees continuous ventilation in the home even during cold conditions. If there is a risk of the unit's heat exchanger freezing, the speed of the fans increases and the warm extract air prevents freezing occurring inside the heat exchanger. With the help of a preheater (accessory), you can maintain balanced ventilation and avoid negative pressure in the residence even under extreme conditions.

Preheater

With the help of a preheater (accessory), you can maintain balanced ventilation and avoid negative pressure in the residence even under extreme conditions and enable balancing functions for fireplaces and cooker hoods.

Reheater

Usually the recovered thermal energy from the extract air is sufficient to heat the supply air. In cold conditions, an electric or waterborne reheater can be used to maintain a comfortable indoor climate. It can be placed internally in the air handling unit or externally in the duct (see technical data).

Automatic summer mode

Summer mode helps to maintain the home's indoor air comfort. The heat exchanger makes use of the cool indoor air during warm days and cools the incoming outdoor air. At night the home is cooled with fresh outdoor air. This is managed by an advanced automatic system that can be set according to the resident's requirements. Very economical comfort coolness can be produced intelligently almost free of charge.

Cooling

If there is access to cold water in the property (e.g. cooling pump), a cooling coil can be installed in the supply air/outdoor air duct to produce comfort cooling in the residence. The supply air temperature is controlled automatically from the ventilation unit's control system.

Installation

CASA R15-H is ideally installed on a firm foundation in a separate space in the attic, storage area, laundry room, service entrance or the like.

- 1 Ecodesign energy class NRVU*
- 2 Air flow range 360 - 1980 m³/h
- 3 Temperature efficiency up to 86 % (EN 13141-7)
- 4 Demand-controlled humidity function as standard
- 5 Automatic summer function and passive cooling
- 6 Anti-frost protection ensures continuous ventilation
- 7 External coils for heating and cooling as an option
- 8 Can be connect to the automated building management system (I/O/Modbus)
- 9 Mounted on a firm foundation in a separate space



Smart control technology

Controls (options)

CASA Smart ventilation units are equipped with the market's most versatile control options! Select the required control method or combine several!



Smart Access

Use your mobile device to control and monitor your indoor climate. Connect the Smart Access module to your ventilation unit and connect it to your home network.



Smart control panel

White wall mounted control panel with a colour display and touch buttons for both recessed and surface mounted installation.



Cooker hood

All Smart cooker hoods can be used to regulate the ventilation unit in three modes (home, away, boost). Automatically balances the ventilation when a cooker hood is used.



Building automation

Centralised monitoring and control with the help of Modbus connection modules or configurable I/O.

Basic functions

You can switch as required to an appropriate operating mode or let the pre-programmed weekly clock switch operating mode according to the diurnal rhythm you want.



Boosted air flow

A large air flow is used when the ventilation requirement increases, e.g. for cooking, taking a sauna, showering or drying laundry.



Home

Normal air flow. Guarantees that there is sufficient fresh indoor air in the home, and that the building construction is at its best.



Away

Low air flow. Reduces energy consumption when the ventilation requirement in the home is small.



Travelling

Very low air flow and lower supply air temperature. Used when no one is present in the home.

Compensation functions

Compensates ventilation flows in the home in order to facilitate for the inhabitants.



Fireplace function

An intelligent fireplace function that helps to produce the correct amount of replacement air, specifically for your fireplace. Facilitates lighting the fire and ensures clean combustion.



Cooker hood function

Balances the ventilation when a cooker hood is used. Helps to prevent excessive negative pressure and improves fume extraction capability of the cooker hood.



Central vacuum cleaner function

Balances the ventilation when a central vacuum cleaner is used. Helps to prevent excessive negative pressure and improves the cleaning result.

Automatic functions (options)

Intelligent ventilation is capable of identifying residents' needs. The Smart System measures the indoor air quality and knows exactly how much ventilation is required in different situations.



Intelligent humidity automation (RH) as standard

The market's most advanced moisture automation is now standard in all new Swegon CASA ventilation units. While traditional humidity sensors only switch the ventilation to boosted ventilation, the Smart Automation continuously analyses the indoor air and regulates the ventilation in accordance with the actual humidity variations.



Automatic Home/Away/Boost system (CO₂)

automatically lowers the ventilation to Away mode and saves energy when the home is empty. When the residents are at home, the ventilation is automatically increased to bring exactly the right amount of fresh air into the home.



Air Quality Automation (VOC)

increases the ventilation if too much pollution is detected in the indoor air, such as odours or vapours (evaporating organic compounds).

The Smart Control is easy to activate. The installation does not require cabling around the home, and can also be installed retrospectively in older Smart ventilation units.



Swegon



Ventilation



CO2



Humidity



41


44

22

Technical data



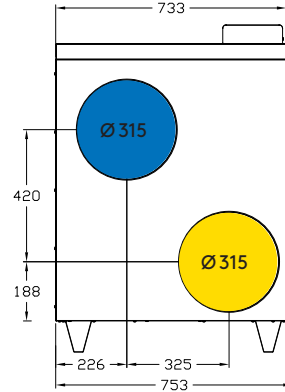
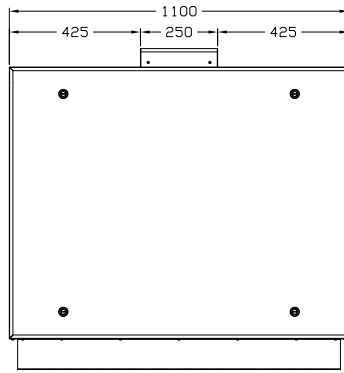
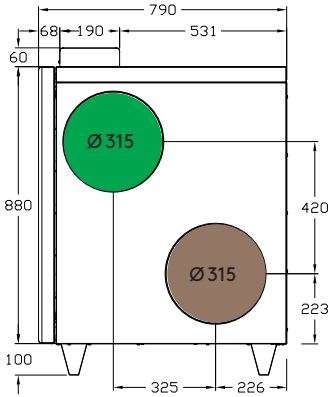
More information
in ProCASA



procasa.swegon.com

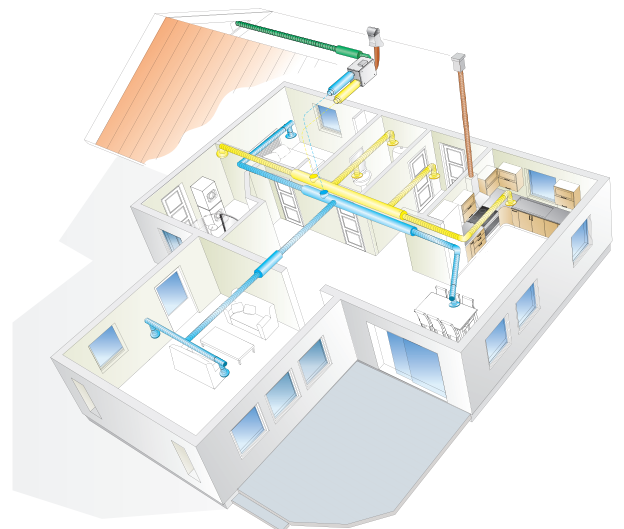
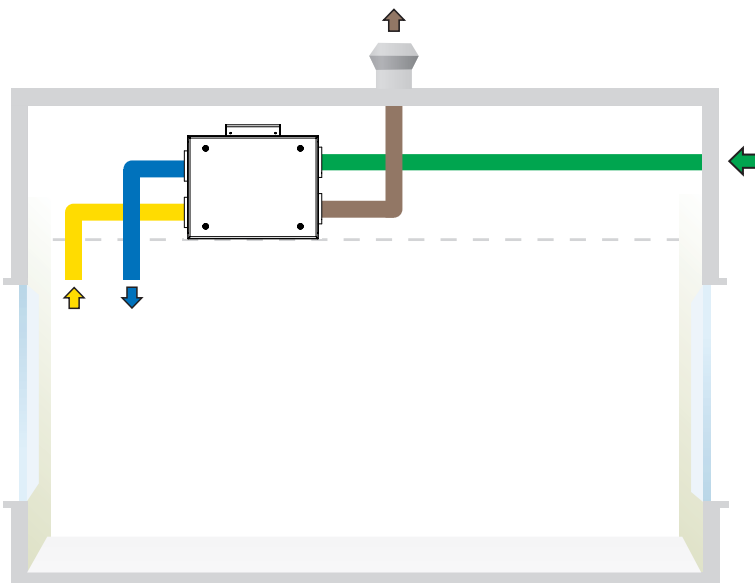
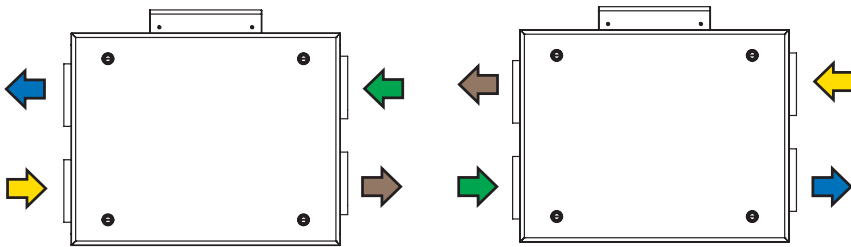
	R15-H
Air flow range (according to Ecodesign)	360-1980 m ³ /h
Rated voltage	230 V, 50 Hz.
Fans	1000 W
Internal electric preheater	—
Internal electric reheater	—
External electric pre/reheater (Duct mounted)	As an option
External water based heating coil/cooling coil (Duct mounted)	As an option
Max. total output	1026 W
Fuse protection	10 A
Weight	160 kg
Duct connections	Ø 315 mm
Outlet for condensate	—
Dimensions, w x l x h	1100 x 790 x 1040 mm
Heat exchangers	Rotary heat exchanger. Drive motor 15 W.
Enclosure class	IP21
Control system	CASA Smart + automatic humidity function as standard
Control panel CASA Smart	Available as an option
Filters	Filter class ISO ePM1 50% (F7) for supply air and extract air.
Colour, exterior	White, RAL 9016 (corresponds to NCS 0502-Y07R)

Dimensions



CASA R15-H L, left-hand version

CASA R15-H R, right-hand version



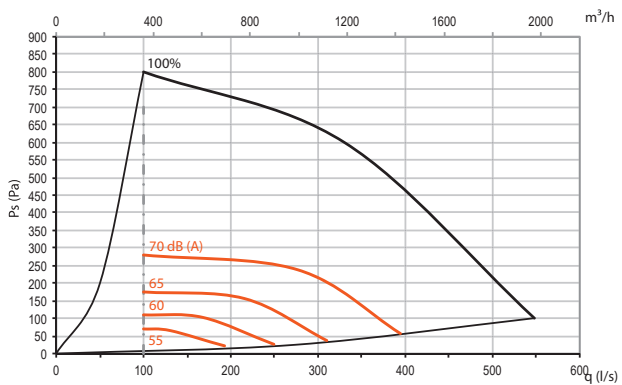
Duct connections on R15-H L

Note! The design (L/R) can be changed at the installation site

Fan curves

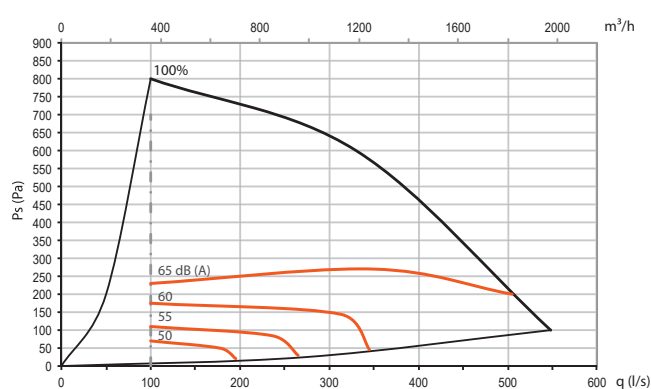
More detailed data for sound to the surroundings and duct connections are available via procasa.swegon.com.

Sound power level to the Supply air duct / Exhaust air duct

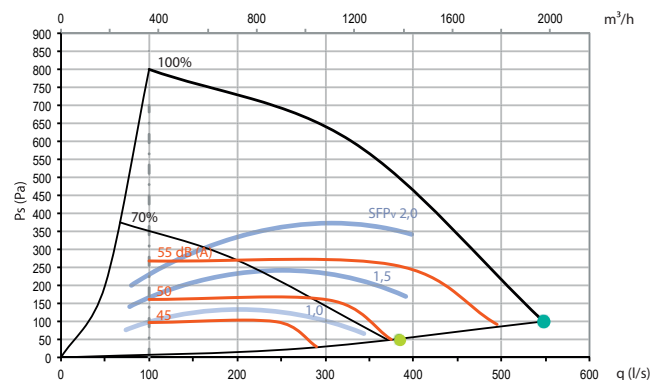


- Reference airflow
- Max airflow
- Min airflow
- Sound power L_{wa} dB (A)

Sound power level to the Extract air duct / Outdoor air duct



Air volumes and sound power level to surroundings



	Sound power level L_w (dB), table K_{OK}							
	63 Hz	125 Hz	250 Hz	500 Hz	1000 Hz	2000 Hz	4000 Hz	8000 Hz
Sound to supply/exhaust air duct	12	7	6	-6	-12	-16	-24	-34
Sound to extract/outdoor air duct	16	11	5	-11	-18	-21	-29	-38
Sound to surroundings	11	11	7	-6	-14	-19	-22	-25

Sound data correction table		
room size	normal furnished room	hard furnished room
5 m ²	- 2 dB(A)	+ 3 dB(A)
10 m ²	- 4 dB(A)	0 dB(A)
15 m ²	- 5 dB(A)	- 3 dB(A)

More detailed sound data according to set values is available in ProCASA.



- 1 Smart ventilation takes care of the indoor air quality automatically
- 2 It knows when you leave home and when you come back
- 3 It knows when you do laundry, shower or cook food
- 4 It adjusts ventilation accordingly based on your current need
- 5 It guarantees fresh and healthy indoor climate

Air handling unit and accessories



CASA R15-H Smart

- 360-1980 m³/h, 4 x Ø315 mm
- Does not include a control panel and modular cables. Order the control panel and modular cables separately.
- Humidity automation as standard (RH)

Part no.	Energy class*	Description
R15HL00S00H	NRVU	CASA R15-H Smart L/R RH

L/R = Inspection side switched on site * Defined as non-residential ventilation unit according to Ecodesign Lot 6.



Filter

R0915FS	Reservfilter ISO ePM1 50% (F7) 2pcs
---------	-------------------------------------

Control accessories

White wall mounted control panel with a colour display and touch buttons for both recessed and surface mounted installation.



SC10	Control panel (1-2 per unit)
SC14	SC10 + modular cable 10 m
SC15	SC10 + modular cable 10 m + mounting frame
SC16	SC10 + mounting frame
102SAK	Mounting frame, for surface mounting of the control panel
PMK20	Modular cable, 20 m and RJ9 adapter for units
604010	Modular cable 10m



Use your mobile device to control and monitor your indoor climate. Connect the Smart Access module to your ventilation unit and connect it to your home network.



SMA	Smart Access module for connection to the internet
SMAW	Smart Access module + WLAN router
SMAG	Smart Access module + 3G/4G mobile router (not SIM)

Building automation

As standard the ventilation unit has two configurable I/O channels. If there is a need of additional connection points, the ventilation unit has space for a separate connection cable (SEC). Modbus connection module (SEM) gives you advanced connection options to a master system.



SEM	Modbus connection module
SEC	Connection cable (configurable I/O) for Smart ventilation units
WSTC	Room temperature sensor, total package with connection unit for ventilation units. The sensor is installed on the wall or in a recessed junction box (60 mm between holes).

Automatic functions

With the help of an internally mounted sensor, it is easy to fully automate your apartment's ventilation system. Can easily be retro-fitted by replacing the existing internal RH-sensor.




SRHCO2	Automatic Home/Away/Boost system + humidity automation (RH + CO ₂)
SRHVOC	Automatic air quality system + humidity automation (RH+VOC)



Waterborne air coolers

With an air cooler mounted in the supply air duct, comfort cooling is created in the residence by connecting a cooling medium circuit or a cooling water circuit to the cooler. The air cooler is controlled automatically from the ventilation unit's Smart control system and settings can be changed using a CASA Smart control panel. The delivery includes: Air cooler, SET connection module, actuator and 3-way valve, 24 V transformer, requisite sensors and instructions.

SDCW315	Cooling coil pack Ø315
---------	------------------------



Waterborne air heaters

In buildings equipped with a waterborne heating system, the supply air can be heated with a duct mounted waterborne air heater. The air heater is controlled automatically from the ventilation unit's Smart control system and settings can be changed using a CASA Smart control panel. The delivery includes: Air heater, SET connection module, actuator and 3-way valve, 24 V transformer, requisite sensors and instructions.

SDHW315	Heating coil package Ø315
---------	---------------------------



Electric air heater

Can be used for preheating and is placed in the outdoor air duct to guarantee continuous ventilation under very cold conditions and permit balancing functions (fireplace function/function for a cooker hood) in the air handling unit without an integrated air heater for preheating. If the air heater is to be installed as a preheater, a FLK-filter needs to be installed in the duct in front of the preheater. An electric air heater can also be placed in the supply air duct and used as a reheater to maintain a comfortable supply air temperature under very cold conditions. The electric duct heater has built-in regulation and is controlled directly from a ventilation unit. The heater is connected using a separate power supply 230 V. The delivery includes: air heater, SET connection module, requisite sensors and instructions

SDHE315-1T	Electric heater Ø315, 1200 W
SDHE315-2T	Electric heater Ø315, 2000 W
FLK31	Prefilter box Ø315mm, G4

Other accessories



Used for connection of external accessories, for example, damper, duct coils, etc.

SET	Connection module for control of the duct mounted air heater/cooler / control of shut-off dampers
POWER24V20W	SET / power source for actuators



The constant duct pressure function on the Smart ventilation unit attempts to regulate the fan speeds to maintain the duct pressure at the set value. Individual setting values for the duct pressure should be determined for each operating mode (away, home, boost). The operating mode can be switched as normal when the constant duct pressure function is used.

PTH	PTH Regulation for constant duct pressure
-----	---



Duct mounted shut-off dampers type 4 and damper actuator 24 V with spring return. The damper closes in the event of a power failure or alarm when a risk of freezing exists. The damper actuator is electrically connected to a CASA SET-module. SET module and 24 V adapter is ordered separately as required.

SDD315	CASA Damper Ø315 24V
--------	----------------------

Feel good **inside**



Swegon 